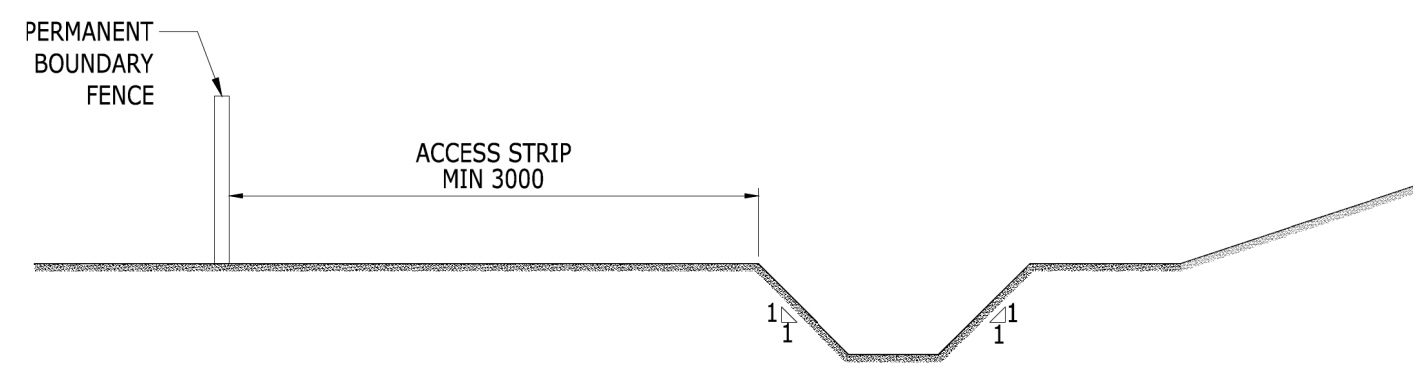
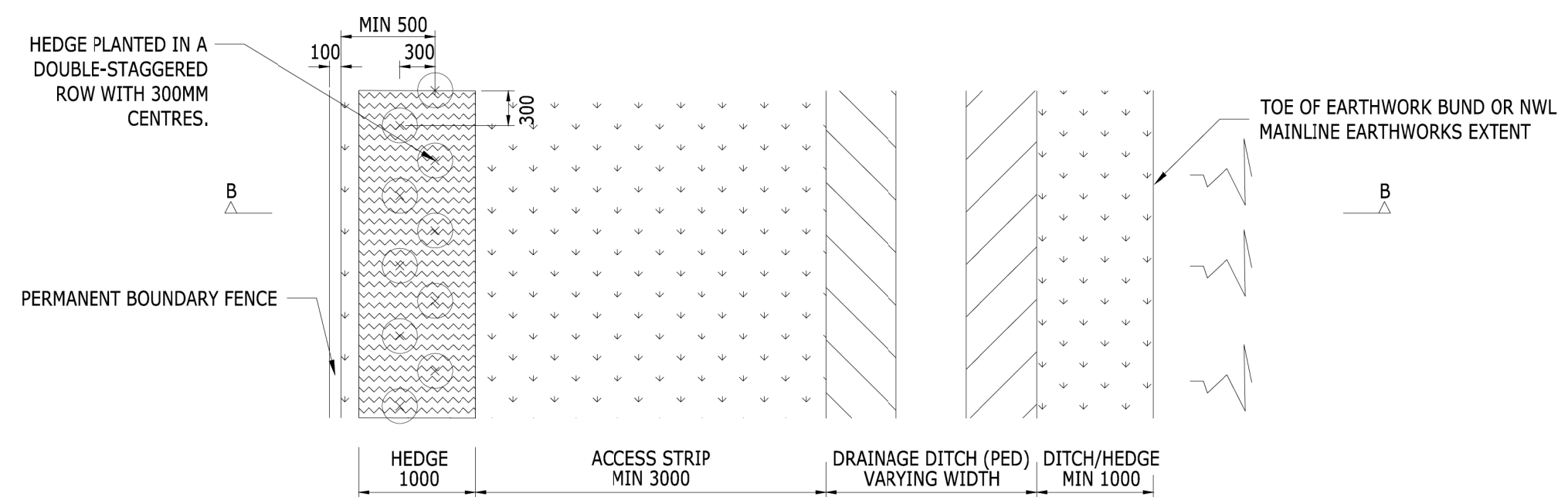



PLAN



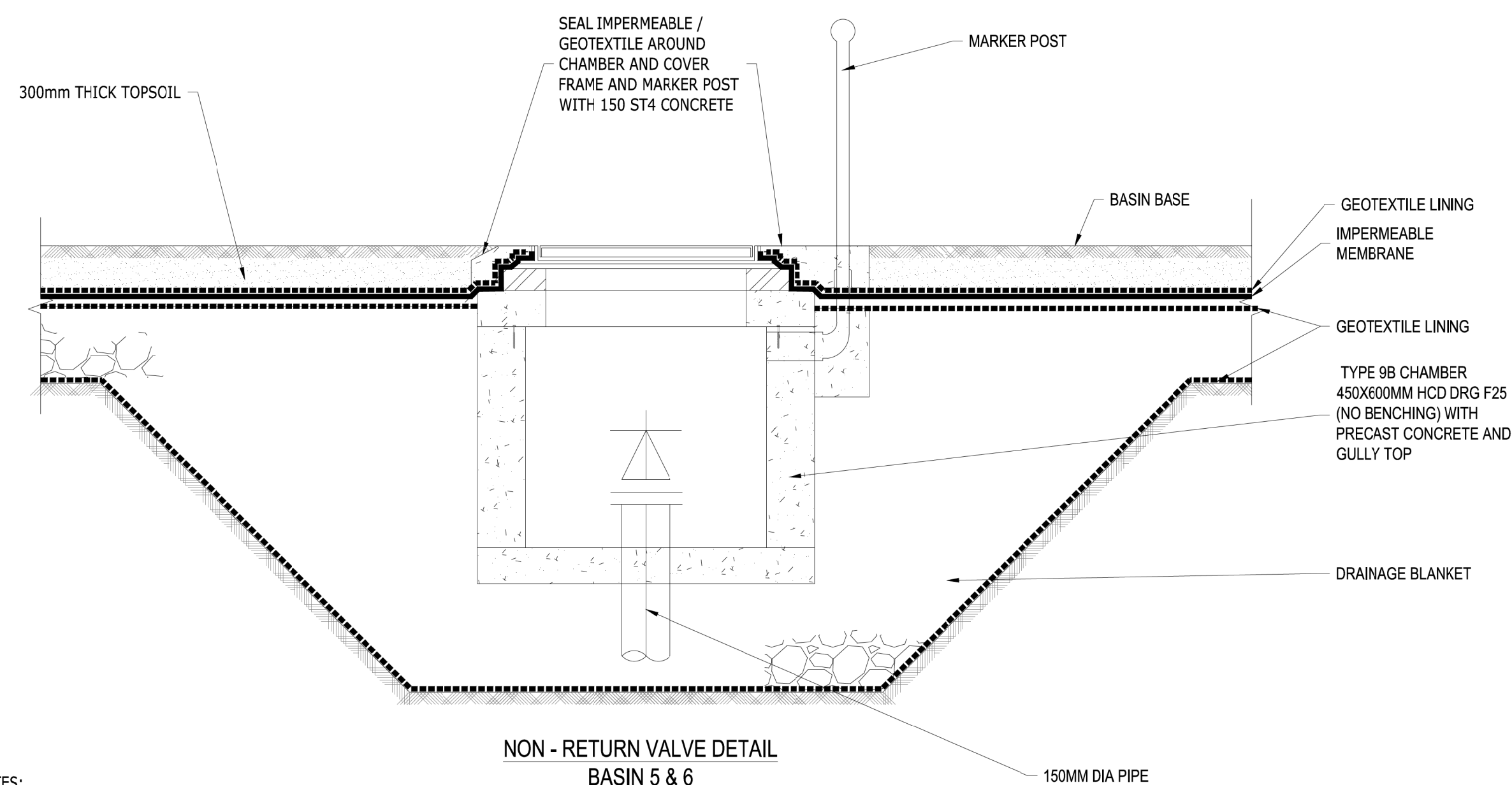
SECTION A-A
ACCESS ARRANGEMENTS FOR DITCHES WITHOUT ADJACENT HEDGEROW
SCALE: 1:50



PLAN



SECTION B-B
ACCESS ARRANGEMENTS FOR DITCHES WITH ADJACENT HEDGEROW
SCALE: 1:50



NON - RETURN VALVE DETAIL
BASIN 5 & 6
(NOT TO SCALE)

- NOTES:
1. PRECAST ACCESS CHAMBER WITH SCREW DOWN MESH COVER.
 2. MARKER POST LET THROUGH COVER.
 3. FLANGED SPIGOT WITH SEALING RING.
 4. 150mm DIA VALVE AND PIPE WORK NON - RETURN VALVE : ALLOWS FLOW INTO THE BASIN SHOULD A PRESSURE DIFFERENTIAL BUILD UP FROM GW OUTSIDE THE BASIN PVC SWING CHECK VALVE ON FLANGED OPEN PVC PIPE.
 5. 200mm NOMINAL SINGLE SIZE STONE AS DRAINAGE BLANKET.

- Notes:
1. All dimensions are in millimetres unless otherwise stated.
 2. Please refer to 3.03.00 Environmental Statement Chapter 3: Description of Scheme for the Rochdale Envelope flexibility included within the design for the purposes of Environmental Impact Assessment.
 3. This drawing is for planning application purposes only, it is not a construction issue drawing.

Mapping reproduced by permission of Ordnance Survey on behalf of HMSO.
© Crown copyright and database rights 2024 Ordnance Survey 100019340.

A1 - Authorised for Planning				
C01	AJ	KJ	SS	08/02/24
REVISION	DRAWN	CHECKED	APPROVED	DATE

CLIENT

Grahame Bygrave
Interim Executive Director of Community and Environmental services
Norfolk County Council
County Hall, Martineau Lane
Norwich NR1 2SG

PROJECT

DRAWING TITLE
NORWICH WESTERN LINK
DRAINAGE TYPICAL DETAILS
SHEET 6 OF 6

DRAWING STATUS
A1 - AUTHORISED FOR PLANNING

DRAWN	CHECKED	APPROVED	AUTHORISED
AJ	KJ	SS	FQC

SCALE @ A1 SIZE	DATE	REVISION
AS SHOWN	08/02/24	C01

DRAWING NUMBER
PK1002-RAM-HDG-MLE-DE-DZ-0006